

# **New Voter Registration**

Father Muller College of Allied Health Sciences, Mangalore



# Voter Helpline App



## Eligibility and Documents required for Voter list addition

### **Eligibility:**

- ❖ Citizen of India
- ❖ Age: Above 18 years



## Documents:

<p><b>Age proof</b></p> <ul style="list-style-type: none"><li>•School Certificate</li><li>•Birth Certificate</li><li>•Aadhar Card</li><li>•Passport</li><li>•SSLC/ PUC marks card</li><li>•Pan Card etc.</li></ul>	<p><b>Address proof</b></p> <ul style="list-style-type: none"><li>•Ration Card</li><li>•Aadhar Card</li><li>•Gas Cylinder receipt</li><li>•Electricity Bill</li><li>•Bank passbook</li><li>•Passport</li><li>•Driving Licence</li><li>•Rent agreement etc</li></ul>	<p>Passport size photo</p>
--	---	----------------------------

# VOTER HELPLINE MOBILE APP

## Came in Existence on ?

Launched Mobile App (Android & iOS) for all voter related services in 2019 for citizens

## Purpose

Voter Helpline is an umbrella app for all voters from Registration to Results and from Candidate to Counting.



## Available in

iOS & Android

## HOW TO REGISTER/LOGIN IN APP?

Download the app from the Play store (Android)/ App Store iOS.

Follow the steps after installation of App

- Agree the terms & conditions
- Click on new user from Login screen to register.
- Registered users may login using mobile number and password
- Skip login if you don't want to register.

**\*NOTE : Voter registration is allowed without login as well**



# Electoral Services



**Form Submission**

- \* All Type of Forms
- \* New Registration
- \* Correction in Voter ID
- \* Shifted to other Place (With in AC/Otherside AC)
- \* Deletion of Voter ID
- \* Overseas
- \* Replacement of EPIC (Form-001)



**Status Tracking**

- \* Track Status of Forms with Reference Number



**Electoral Search**

- \* Search your Name in Electoral Roll
- \* Search by Details
- \* Search By EPIC



**e-EPIC**

- \* Check/Authenticate/Download
- \* eKYC

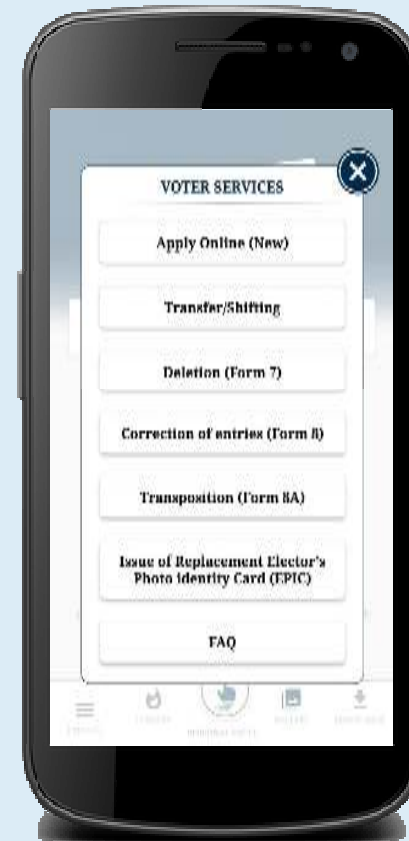


**Complaints**

- \* Lodge complaint
- \* Track status of complain

## Voter Centric Services

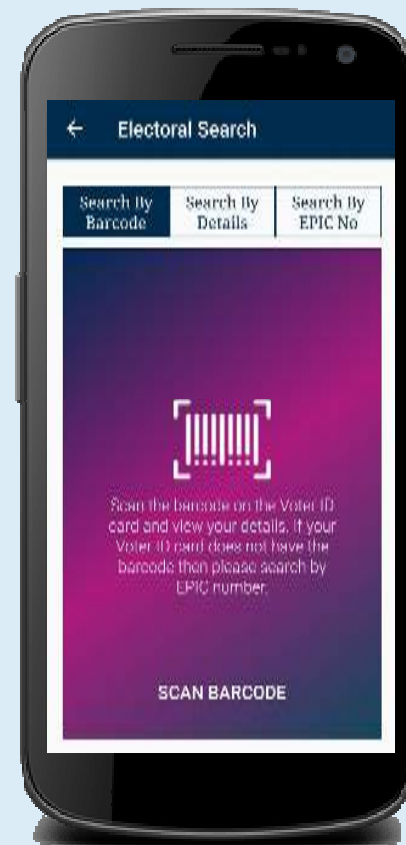
- ❑ Form 6 - New registration form
- ❑ Form 6A - New registration form for overseas
- ❑ Form 7 - Form for deletion of name
- ❑ Form 8 - Form for correction
- ❑ Form 8A - Form for transposition
- ❑ Form 001 - For for issue of replaced card
- ❑ Track Status
- ❑ FAQs





## Electoral Search

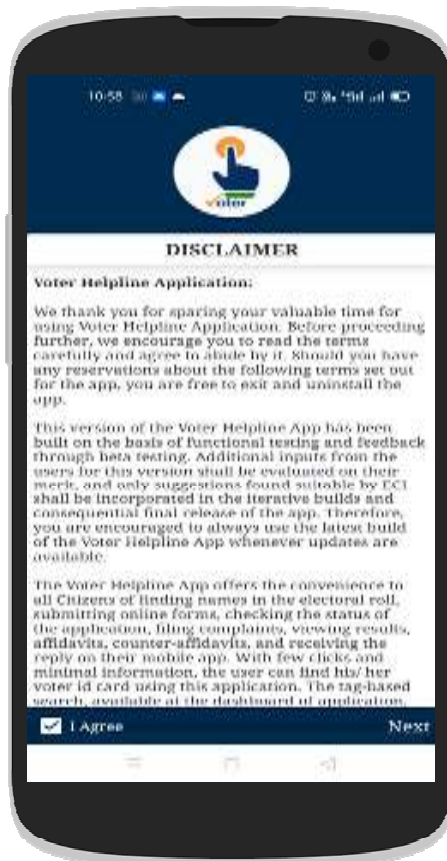
- ❑ Search by detail
- ❑ Search by EPIC
- ❑ Search by barcode



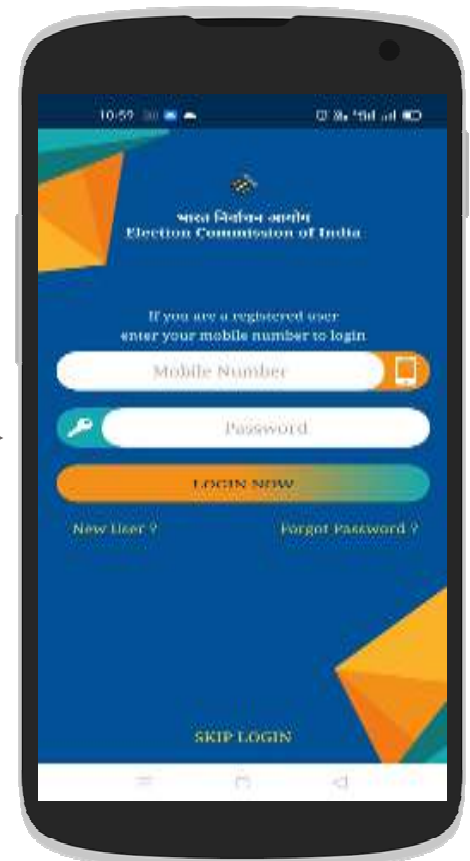
How to apply  
for  
New Voter ID card ?



Voter Helpline



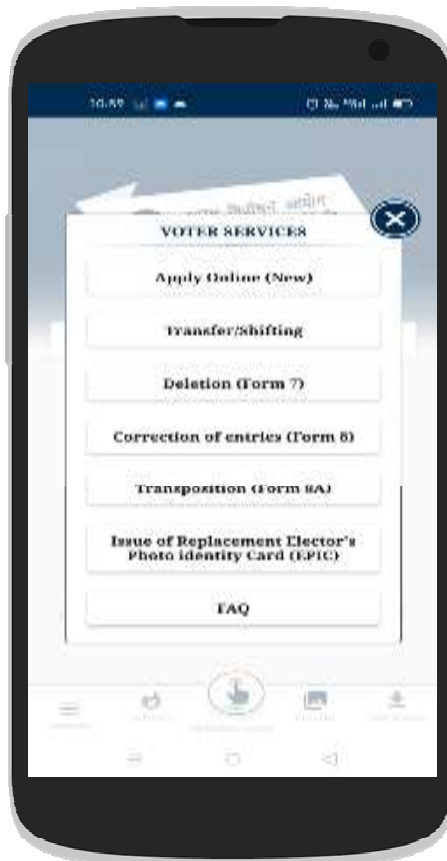
Disclaimer



Login Page  
(New User can Skip)



**Dashboard**  
(Select "Form")



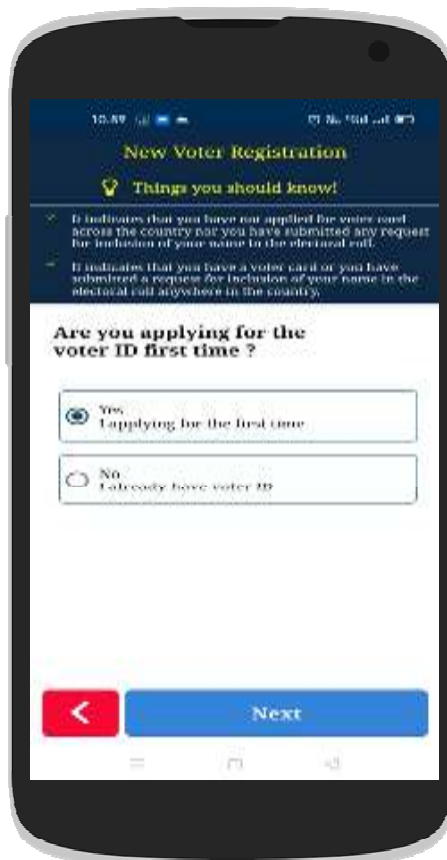
**List of All Forms**  
(Select "Apply New")



**Type of Elector**  
(Select "New Voter Registration")



**Welcome Page**  
(Select "Let's Start")



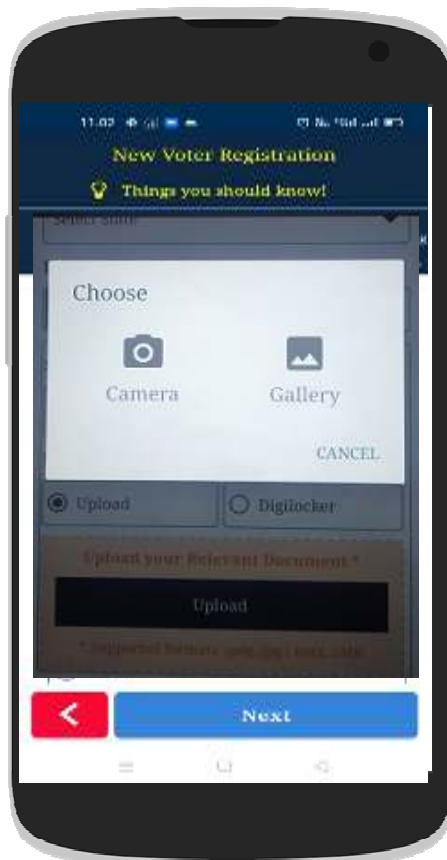
**Applicant Confirmations**  
(Select "Yes" Accordingly)



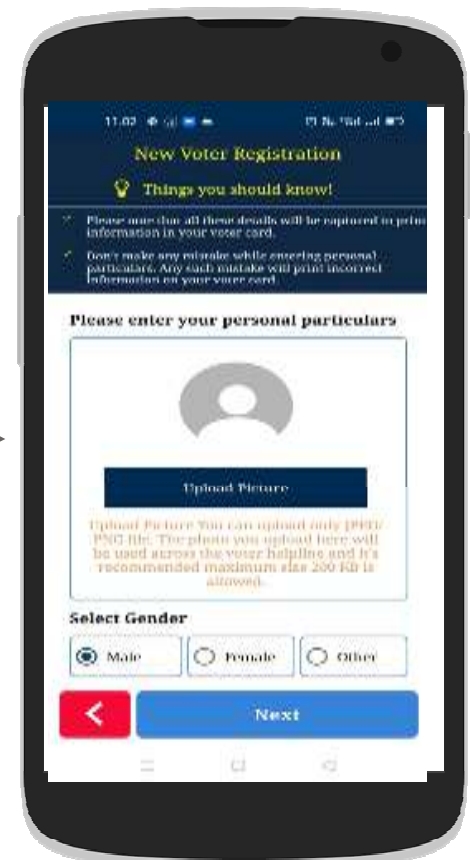
**Applicant Confirmations**  
(Select "Yes" Accordingly)



**Applicant Birth details**  
(Provide Details & upload documents)



**Applicant Name & Image**  
(Upload the document)



**Applicant Details**  
(Provide Details & upload image)

**New Voter Registration**

**Things you should know!**

- Please note that all these details will be captured to print information in your voter card.
- Don't make any mistake while entering personal particulars. Any such mistake will print incorrect information on your voter card.

Male  Female  Other

**Enter Your Name \***

Name

**Name (In Regional) \***

Name

**Surname of Applicant (In Any)**

Surname of Applicant (In Regional)

**Surname (In Regional)**

Name

**Mobile**

8618399638

< Next 2021/12/22 1

**Applicant Birth details**  
(Provide Details & upload documents)

**New Voter Registration**

**Things you should know!**

- You have to enter immediate family member details by entering their Voter ID number or name, who is residing with you or currently registered as a voter in the same electoral constituency along with the relationship type.

**Enter the name of relative \***

Name

**Refer on me \***

Name

**Relative Epic Number(If Issued)**

Relative Epic Number

**Relation Type \***

Father

Mother

< Next

**Applicant Relative Details**  
(Provide Details & EPIC if available)

**New Voter Registration**

**Things you should know!**

- You are eligible to be registered as a voter in the roll of the constituency area of the constituency where you are ordinarily resident.
- The details will be verified by your Booth Level Officer.

**Enter your current address**

**House No \***

Enter house number

**House No.(In Regional)**

House No (In Regional)

**Street/Area/Locality \***

Enter name of your street

**Street/Area/Locality(In Regional)**

Street/Area/Locality(In Regional)

**Town/Village \***

< Next

**Applicant Address**



**Applicant Address**  
(Provide Details & upload documents)



**Applicant Declaration**  
(Fill Name & Location)



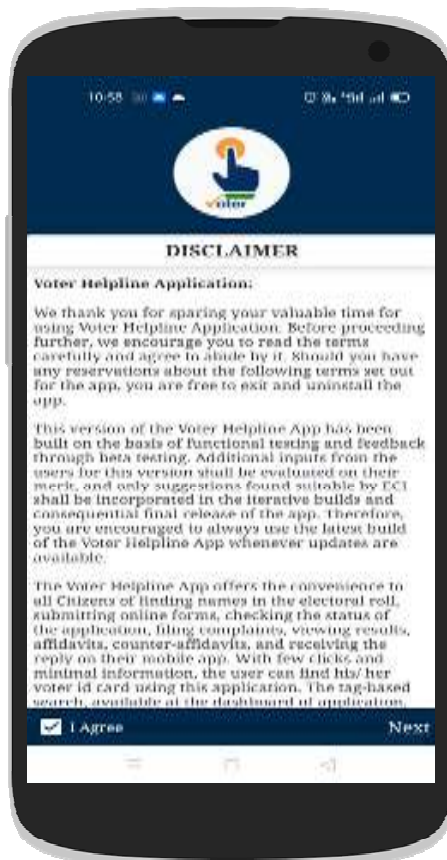
**Preview the form & Submit**



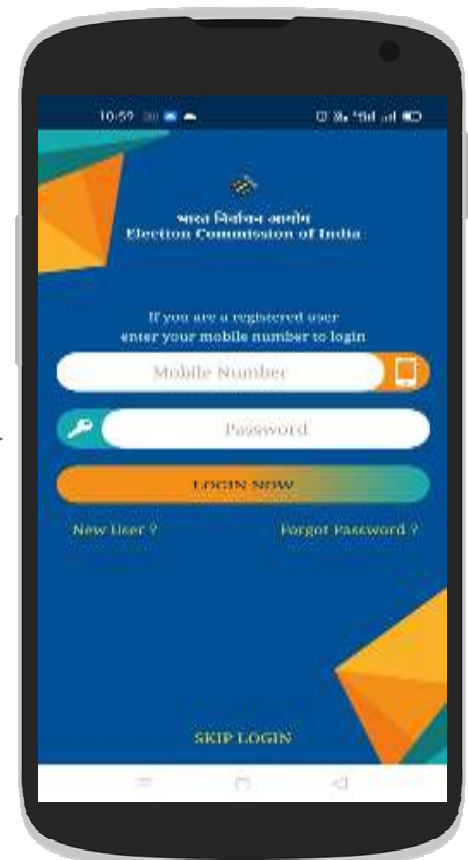
**How to Apply  
for  
Transfer / Shifting ?**



Voter Helpline



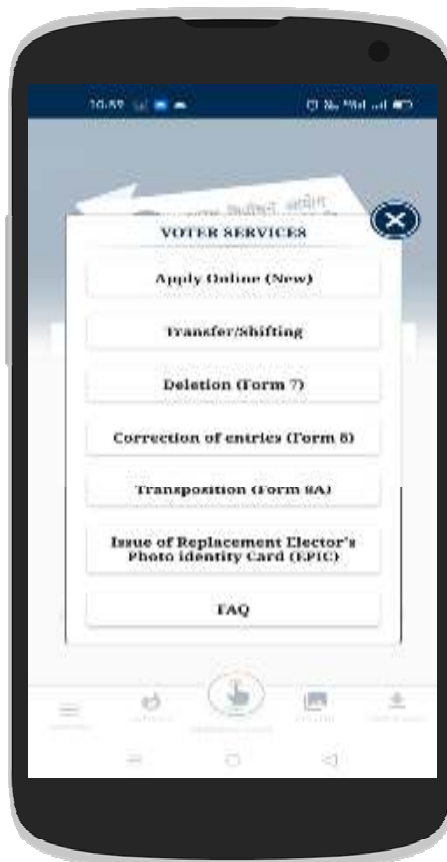
Disclaimer



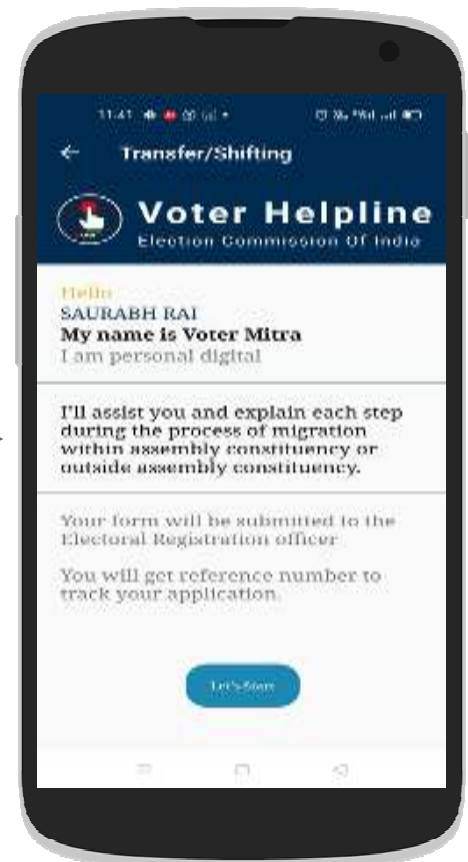
Login Page  
(New User can Skip)



**Dashboard**  
(Select "Form")



**List of All Forms**  
(Select "Transfer / Shifting")



**Welcome Page**  
(Select "Lets Start")



Search Detail of EPIC for Shifting  
(Select anyone option)



Searching Details by EPIC No.  
(Fill EPIC No. to search)



Verify the Details

11:42

### Transfer/Shifting

**Things you should know!**

- Every Indian citizen who has attained the age of 16 years on the qualifying date i.e. first day of January of the year of revision of electoral roll, is eligible to register.
- Any Government id or Government approved document which is validating in your State of Birth can be considered as proof of date of birth.

**State/UT \***

Select State

**Date of Birth**

19- Date of Birth

**Select Date of Birth Document \***

Type of Document \*

**Upload your Relevant Document \***

Upload  Diglocker

Upload your Relevant Document

**Applicant Birth Details**  
(Provide Details & upload documents)


11:48

### Transfer/Shifting

**Things you should know!**

- Please ensure that all these details will be captured in print information in your voter card.
- Don't make any mistake while entering personal particulars. Any such mistake will print incorrect information on your voter card.

**Please enter your personal particulars**



Upload Picture

Upload Picture You can upload only (JPEG/PNG) file. The photo you upload here will be used across the voter helpline and it's recommended maximum size 200 KB is allowed.

**Select Gender**

Male  Female  Other

**Applicant Name & Image**  
(Provide Details & upload image)

11:44

### Transfer/Shifting

**Things you should know!**

- You have to enter immediate family member details by entering their Voter ID number or name who is residing with you or currently registered as a voter in the same electoral constituency along with the relationship type.

**Enter the name of relative \***

Name

**रिश्तेदार का नाम \***

Name

**Relative Epic Number (if issued)**

Relative Epic Number

**Relation Type \***

Father

Mother

**Applicant Relative Details**  
(Provide Details & EPIC if available)

11:46

**Transfer/Shifting**

**Things you should know!**

- You are eligible to be registered as a voter in the roll of the participating area of the constituency where you are ordinarily resident.
- The details will be verified by your Booth Level Officer.

**Enter your current address**

**House No \***

Enter house number

**House No.(In Regional)**

House No.(In Regional)

**Street/Area/Locality \***

Enter name of your street

**Street/Area/Locality(In Regional)**

Street/Area/Locality(In Regional)

**Town/Village \***

Next

**Applicant Current Address**  
(Provide Details & upload documents)

11:47

**Transfer/Shifting**

**Things you should know!**

- You are eligible to be registered as a voter in the roll of the participating area of the constituency where you are ordinarily resident.
- The details will be verified by your Booth Level Officer.

**Address of earlier place of ordinary residence (if applying due to shifting from another constituency) :-**

**House No \***

Enter house number

**Street/Area/Locality \***

Enter name of your street

**Town/Village \***

Enter your Town/Village \*

**Post Office:**

Enter your post office

Next

**Applicant old Address**  
(Fill Details)

11:47

**Transfer/Shifting**

**Declaration**

I Kaurabh raj, hereby declare to the best of my

- ✓ I am a citizen of India
- ✓ I am a ordinary resident at the given address

**Since \***

Select Date

- ✓ I have not applied for the inclusion of my name in

**General Declaration**

My Name has not already been include in the electoral roll for this any other Assembly

**Date** 09/03/2021

**Name of the applicant**

Enter name

**Place**

Done

**Applicant declaration**  
(Fill Date, Name & Location)

**Preview the filled  
form  
&  
Submit to generate  
the Reference ID**



The image shows a smartphone screen displaying a 'Form 6 Preview' for constituency shifting. The form is titled 'Form 6 Preview Due to shifting from another constituency' and is set against a background of a 'Transfer/Shifting' application. The form fields are as follows:

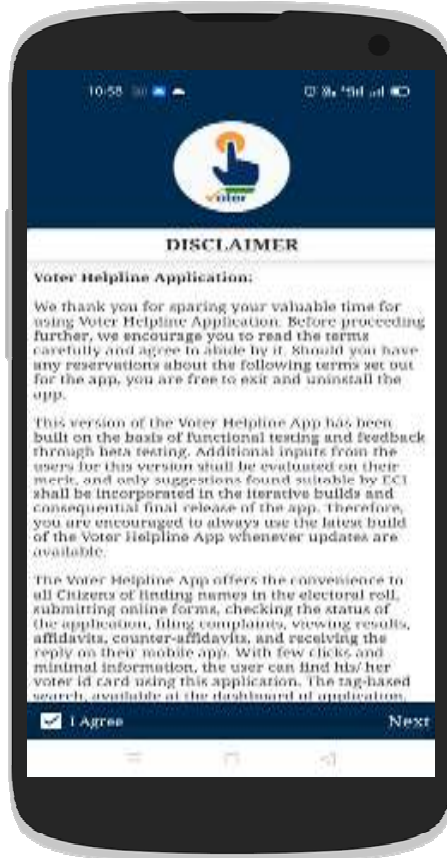
Field	Value
State	Uttar Pradesh
District	Bhadohi
Assembly Constituency	Bhadohi
Name of Applicant	Saurabh Rai
Name (In Regional)	शिव रा
Surname of Applicant (In Any)	
Surname of Applicant (In Regional)	
Date of Birth	23/01/1988
Email	
Mobile	[Redacted]
Gender	Male

**How to Apply for  
Correction of entries in  
Voter ID card ?**

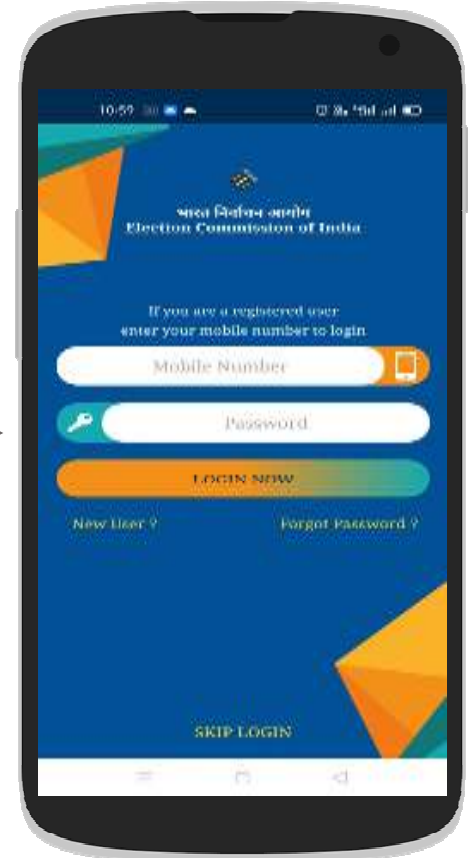




Voter Helpline



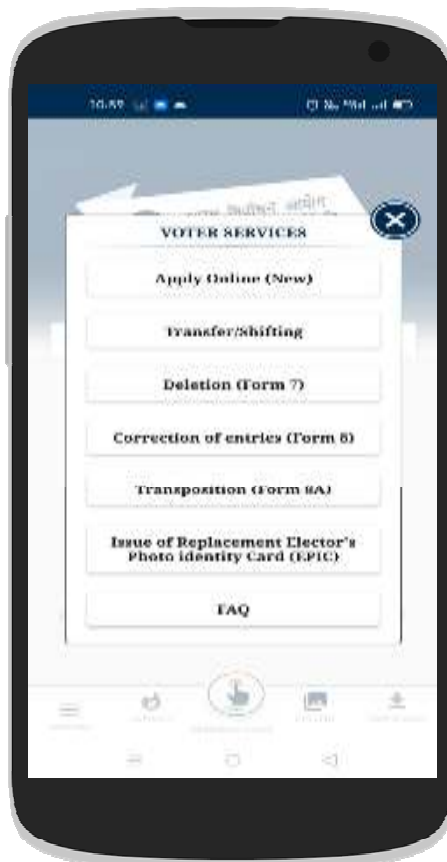
Disclaimer



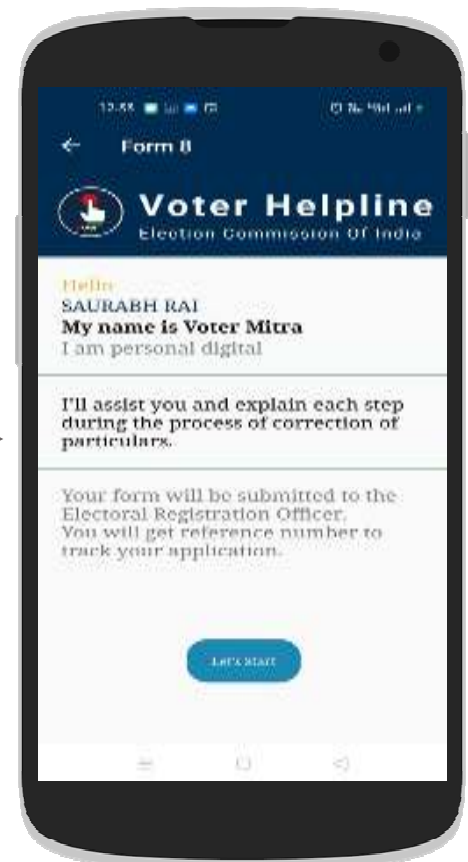
Login Page  
(New User can Skip)



**Dashboard**  
(Select "Form")



**List of All Forms**  
Select "Correction (Form 8)"



**Welcome Screen**  
(Select "Lets Start")



**Provide Applicant Details  
(Search by Name / EPIC no.)**



**Fill Applicant EPIC No.  
(Fetch details and proceed)**



**Applicant Confirmations  
(Select "Next")**

12:55

Form 8

**Things you should know!**

- For the correction of entities, you are required to select the entries which are to be corrected, you are allowed to make requests for maximum three entities and into one entry for correction. Others two entries will be displayed on the basis of selected first entry for correction.
- Copy of self-addressed documents need in support of claim to be attached as: Photograph, Age Proof, Address Proof, Proof for change of name.

Name

My Photograph

EPIC (if issued)

Address

Date of Birth

Age

< Next

Select entity for correction

12:47

Form 8

**Things you should know!**

- You are required to enter correct details of particulars which are required to be corrected in your identical full size voter card. Copy of self-addressed document proof in support of claim to be attached as: Photograph, Age Proof, Address Proof, Proof for change of name. (3MB Max File Size)

Enter Your Name \*

Name

Name (In Regional) \*

Name

Surname of Applicant (In Any)

Surname of Applicant (In Any)

Surname (In Regional)

Surname (In Regional)

Enter Your Mobile No \*

< Next

Fill Correct entity & Upload supporting document

**Form 8**

**General Declaration**  
 All information given in application is true and I am aware that making a statement or declaration which is false or do not believe to be true, is punishable under Section 31 of Representation of People Act, 1950 (13 of 1950).

Date 10/03/2021

Name of the Applicant \*

Place

< Done

**Applicant Relative Details**  
 (Provide Details & EPIC if available)

**Form 8 Preview**

05:00

State  
**Uttar Pradesh**

District  
**Bhadohi**

Assembly Constituency  
**Bhadohi**

Name of Applicant  
**Saurabh Raj**

Name (in Regional)  
**शिव राज**

Part No. of Electoral Roll \*  
**238**

Serial No. of Electoral Roll \*  
**926**

Mobile  
**1224407890**

EPIC No.  
**IMG284495**

The correct particulars in entry to be corrected are as below :-

Name of Applicant  
**saarabh**

Name (in Regional)  
**शिव**

< Done

**Preview the form & Submit**

# National Voters' Services Portal (NVSP)

Weblink: <https://nvsp.in/>

# National Voters' Services Portal (NVSP)

The screenshot displays the homepage of the National Voters' Services Portal (NVSP). At the top left is the logo of the Election Commission of India, followed by the text "राष्ट्रीय मतदाता सेवा पोर्टल" and "NATIONAL VOTERS' SERVICES PORTAL". On the top right, there are navigation links for "Home", "About Us", "Services-", and "Login".

The main content area is divided into several sections:

- Login/Register to Avail following Facilities:** A list of services including registration for new elector, registration of overseas elector, deletion or objection in Electoral Roll, correction of Entries, Transposition within AC, and Migration to another AC. A "Login/Register" button is located below this list.
- Electors Verification Program:** A blue tile with a document icon.
- Search in Electoral Roll:** A yellow tile with a magnifying glass icon.
- Forms 001:** A blue tile with a document icon.
- Track Application Status:** A green tile with a document and pencil icon.
- Download Electoral Roll PDF:** A dark blue tile with a download arrow icon.
- Know Your:** An orange tile with a smartphone icon and a list of links: "Know My Constituency", "Constituency Details", "List of Electors in My Constituency", and "Polling Entry Report".

At the bottom, there is a banner with the text "VOTE INDIA" and a row of five utility buttons: "Link to States/UT CEO's", "Voter Education", "Polling Process", "EVM Machines", and "Complaints & Suggestions".

# Login Screen for Registered Electors



UserName

The UserName field is required.

Password

The Password field is required.

Captcha

A captcha image showing the numbers 2, 0, 0, 6, 5 in a sequence, with a red diagonal line crossing through them.

A green circular icon with a white refresh symbol.

Login 

[Forgot password ?](#)

[Don't have account, Register as a new user.](#)




# Registered User – Electors



Mobile No

+91

Captcha



e

Send OTP

First Name

Last Name

Epic Number

Email

Password

Confirm Password

*Thank You*